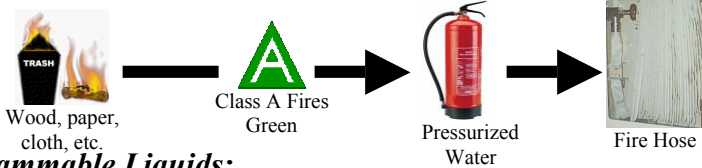
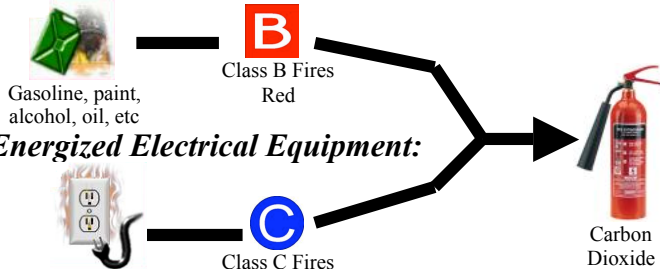


Are You Using the Right Type of Fire Extinguisher?

For Ordinary Combustibles:



For Flammable Liquids:



For Energized Electrical Equipment:



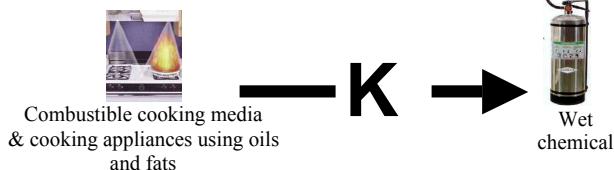
Concerned about the chemical that is discharged from the extinguisher? Look up MSDS information about the different fire extinguisher chemicals

For Certain Combustible Metals:



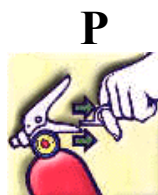
More information on D Fire Extinguishers

For Commercial Kitchens:



More information on K Fire Extinguishers

How Do I Use the Extinguisher If I Decide to Fight the Fire?



P
PULL
 The pin: Some extinguishers require releasing a lock latch, pressing a puncture lever, or taking another first step.



A
AIM
 Low: Point the extinguisher nozzle (or its horn or hose) at the base of the fire



S
SQUEEZE
 The handle: This releases the extinguishing agent



S
SWEEP
 From side to side: Keep the extinguisher aimed at the base of the fire and sweep back and forth until it appears to be out. Watch the fire area. If fire breaks out again, repeat the process.

If you would like to schedule a training for your organization, group or department to learn to use a fire extinguisher please see our Extinguisher Class Request page. Additionally, see our Checklist for Preparing for an Extinguisher Training and the Extinguisher Demonstration Request Form to send to PP-CS.