

## Using a Fire Extinguisher

If you know you have the right extinguisher and the fire is small enough to fight safely, remember the PASS acronym, to use your extinguisher effectively:

**P**ull the safety pin at the top of the extinguisher.

**A**im the nozzle, horn, or hose at the base of the flames.

**S**queeze the handle of the extinguisher.

**S**weep the nozzle from side to side until the fire goes out.

## Fire Safety Tips

- Know your exits.
- Keep your exit paths clear.
- Know where the nearest fire alarm and fire extinguisher are.
- Never leave open flame unattended.
- Remember: Extension cords are for temporary power only.

## Additional Information


If you would like more information or have questions, contact the Fire Prevention Division of the Office of Environment, Health & Safety at 642-3073. You may also access our website at [www.ehs.berkeley.edu](http://www.ehs.berkeley.edu).



## What to Do in a Fire At UC Berkeley



Office of Environment, Health & Safety  
University of California, Berkeley  
317 University Hall, # 1150  
Berkeley, CA 94720-1150  
(510) 642-3073  
[www.ehs.berkeley.edu](http://www.ehs.berkeley.edu)  
(revised 8/13/03)



## If There's a Fire

### Pull the Alarm

- Pull the fire alarm as soon as you find or suspect a fire.




### Exit Immediately

- Leave the building. As you leave, warn other occupants by knocking on doors and shouting.

### Use the Stairs

- Go to the nearest stairway or exit. Do not use an elevator. Stairway doors—if closed—will keep out fire and smoke and protect you until you are outside.



- If the nearest exit is blocked by heat, fire, or smoke, stay low and go to another exit.

- Stay out of the building until given the OK to return by fire officials.



### Call 911

- Report the emergency from a safe location. Dial 911 (cell phone users on campus should dial (510) 642-3333) and provide the dispatcher with as much information as possible.



### Fighting a Fire

- If the fire is very small and you know how to use a fire extinguisher safely, you may attempt to put out the fire. *Make sure the fire department has been called first!*
- Be sure you have the right fire extinguisher for the type of fire you are attempting to fight. Using the wrong type of extinguisher may make the fire worse.
- Do not let the fire get between you and your exit route. Stay between the fire and the door.
- If one extinguisher does not put out the fire, get out immediately, closing the door behind you.



## Types of Fire Extinguisher

Fire extinguishers are categorized by the type of fire they put out:



Type A—Ordinary combustibles: wood, paper, cloth, rubber, and plastics.

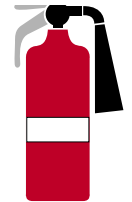


Type B—Flammable liquids such as gasoline, oils, paints, and grease.



Type C—Electrical fire such as burning wires, switches, machinery, and appliances.

Fire extinguishers will have a label indicating what type of fire they can extinguish. Most extinguishers found on campus are ABC extinguishers and can fight all three kinds of fire.



Using the wrong extinguisher can be dangerous. For example, using a Type A extinguisher on a Type B fire (burning liquid) can cause the liquid to dissipate, spreading the fire.

If you're not sure about the type of fire or the type of extinguisher, wait for the fire department.